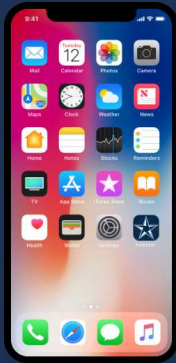


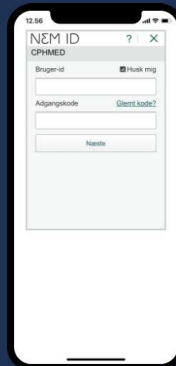
1. Homescreen



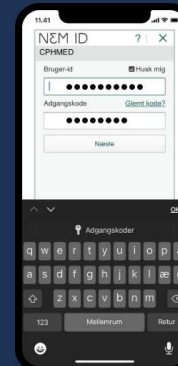
2. Startside



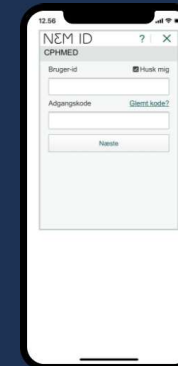
3. NemID



4. Indtast login info




5. Send godkedelse



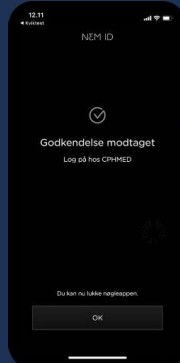
6. Lås NemID op



7. Godkend følgende



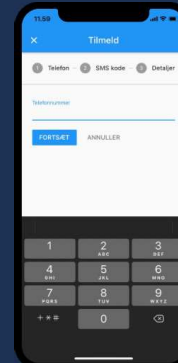
8. Bekræftelsessvar



9. Luk nøgleapp



10. Indtast Telefon Nr



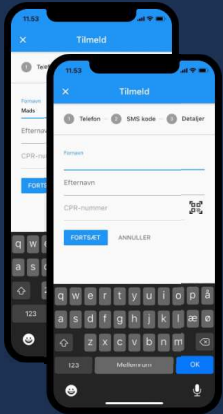
11. Godkendelseskode



12. Indtast SMS kode



13. Indtast korrekt info



14. Scan sundhedskort



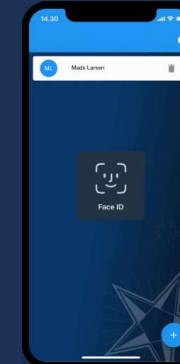
15. Indtast korrekt info



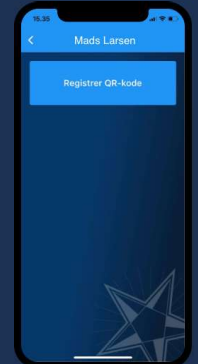
16. Profil er nu oprettet




17. Tryk på egen profil



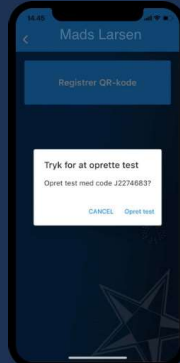
18. Vælg Center



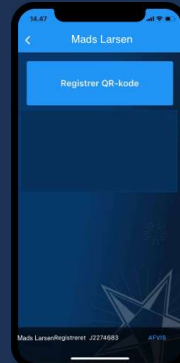
19. Scan QR kort



20. Bekræftelsesbox



21. Registreringen er gennemført



Bekræft at den pågældende person har modtaget den første SMS

22. SMS bekræftelse

